

# Marmot dashboard stats with Tableau

Brandon Cole, User Services Manager

A dark blue diagonal graphic that starts from the bottom left corner and extends towards the top right corner, covering the lower half of the slide.

# Decision Center vs. Tableau

- Decision Center takes training to understand
- No documentation on how Decision Center gets its numbers
- Decision Center takes valuable time to run every time you need to get your stats
  - 10-15 minutes on average to prepare and run a report
- Decision Center offers a finite number of reports
- Decision Center doesn't offer library filtering in all reports
- Tableau reports are created by Marmot staff
- Marmot staff can show each table used to get stats
- Tableau reports are posted on the web and updated daily, requiring no library staff time
- Tableau reports are entirely custom and infinite
- Filters can be offered to only show your data on each report
- Data can continually be filtered after collection



# Possible Data Sources

- 41 sources available
- Sierra uses the PostgreSQL connection

Tableau Server	Salesforce
Amazon Athena	SAP HANA
Amazon Aurora	ServiceNow ITSM
Amazon EMR	SharePoint Lists
Amazon Redshift	Snowflake
Anaplan	Spark SQL
Apache Drill	Teradata
Aster Database	Web Data Connector
Cloudera Hadoop	
Dropbox	
EXASOL	
Firebird	
Google Analytics	
Google BigQuery	
Google Cloud SQL	
Google Sheets	
Hortonworks Hadoop Hive	
HP Vertica	
Kognitio	
MapR Hadoop Hive	
Marketo	
MemSQL	
Microsoft SQL Server	
MongoDB BI Connector	
MySQL	
OData	
OneDrive	
Oracle	
Oracle Eloqua	
Pivotal Greenplum Database	
PostgreSQL	
Presto	
QuickBooks Online	

# Data Import

Navigation icons: Home, Back, Forward, Refresh

### Connections

[Add](#)

- sierra-db.marmot.org  
PostgreSQL

### Database

iii

### Table

- \_connector (articles.\_connector)
- \_connector\_fac...nconnector\_facet)
- \_connector\_par...or\_param\_attr)
- \_facet (articles.\_facet)
- \_global\_conne...or\_param\_attr)
- \_limit (articles.\_limit)
- \_resource (articles.\_resource)
- \_resource\_limit...resource\_limit)
- account (articles.account)
- account\_acces...cess\_homelib)
- account\_acces...cess\_netlogin)
- account\_acces...access\_ptype)
- account\_conne...nt\_connector)
- New Custom SQL
- New Union

## Collection

Connection:  Live  Extract | [Edit](#) [Refresh](#)

Filters: 1 | [Edit](#)

Extract includes all data. 9/22/2017 12:39:19 PM

item\_view

Sort fields: Data source order  Show aliases  Show hidden fields  rows

#	Abc	#	Abc	#	Abc	#	Abc
item_view	item_view	item_view	item_view	item_view	item_view	item_view	item_view
Id	Record Type Code	Record Num	Barcode	Icode1	Icode2	Itype Code Num	Location Code

[Update Now](#)

[Automatically Update](#)

# Some of the existing dashboards

Patrons Added		
Ptype Code	Pcode3	
VPL Local	VAIL RESRT	17
	Vail CLC Local	46
VPL Standard	VAIL Seas	31
	VAIL CLC	11
	VAIL Guest	80
	Vail CLC Local	1
VPL Non Bo..	VAIL Note	1
VPL Juvenile	VAIL Juv	6
	VAIL CLC Juv	2

Patron Counts		
Ptype Code		
VPL Local	VAIL RESRT	64
VPL Standard	VAIL Seas	142
VPL Non Borrower	VAIL CLC	38
VPL Juvenile	VAIL Guest	8
VPL Exempt	Vail CLC Local	2
Grand Total	VAIL Note	254

Patrons Updated		
Ptype Code	Pcode3	
VPL Local	VAIL RESRT	4
	VAIL Staff	1
	Vail CLC Local	31
VPL Standard	VAIL Seas	17
	VAIL CLC	6
	VAIL TSCO	1
	VAIL Guest	16
VPL Juvenile	VAIL Juv	4
	VAIL CLC Juv	1
VPL Exempt	VAIL Staff	1

Date	
August 1, 2017	August 31, 2017

Marmot Borrows				Marmot Lends			
Transaction Gmt				Transaction Gmt			
July	August	Septem..		July	August	Septem..	
1,990	2,208	908		1,657	1,859	984	

Patron Home Library Code	Item Branch
(All)	(All)

Prospector Lends				Borrows			
Transaction Gmt				Transaction Gmt			
July	August	Septem..		July	August	Septem..	
242	287	133		170	212	48	

Item Branch
(All)

Circulation by Branch			
Transaction Gmt			
July	August	Septem..	
3,629	3,906	1,711	

Stat Group Code Num
(Multiple values)

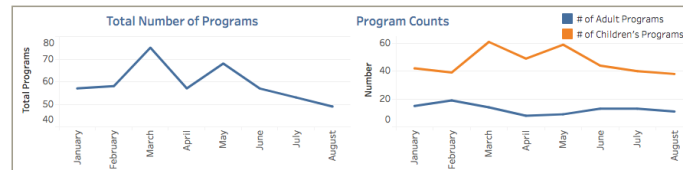
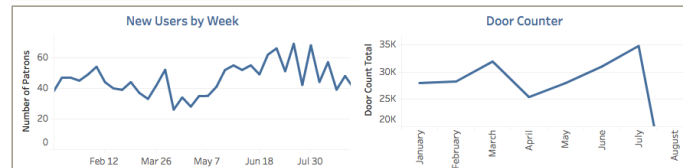
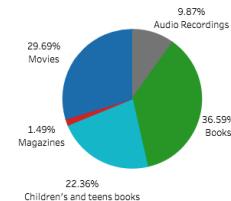
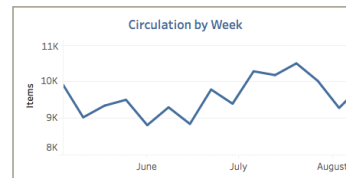
  

Items on holdshelf	
grf	118
grg	103
grh	33
grj	44
grk	51

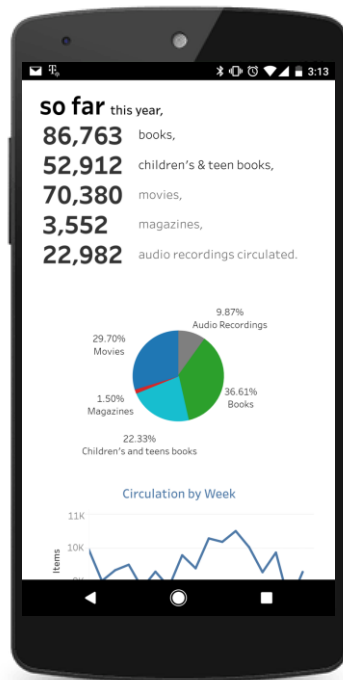
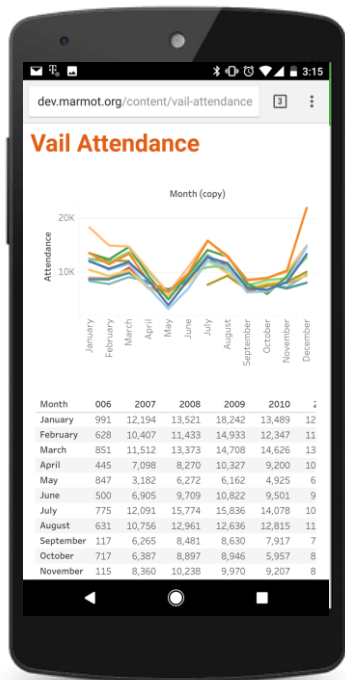
  

Patron Home Library Code
(All)

so far this year, **84,813** books,  
**51,835** children's & teen books, **68,837** movies,  
**3,448** magazines, **22,503** audio recordings circulated.



# Mobile responsive



# Annual report (easy mode)

## 1.21

### Patrons in Postal Code

Postal Code (group)	
Appleton (81505)	4,568
Cedaredge (81413)	116
Clifton (81520)	6,963
Collbran (81624)	868
De Beque (81630)	480
Delta (81416)	194
Fruita (81521)	8,243
Fruitvale (81504)	12,849
Gateway (81522)	73
GJ North (81506)	4,932
Glade Park (81523)	366
Grand Junction (81501)	13,176
Loma (81524)	828
Mack (81525)	382
Mesa (81643)	289
Molina (81646)	72
Orchard Mesa (81503)	7,596
Palisade (81526)	2,803
PO Box (81502)	978
Redlands (81507)	7,420
Whitewater (81527)	818
<b>Grand Total</b>	<b>72,871</b>

## 1.22

### Patrons in Postal Code

75,219

### Annual Report 5.1-5.18

Itype Code Num	
DVD (30)	17,390
Easy Fiction (33)	20,635
Equipment (37)	56
Game (44)	1,223
Government Document (4..)	97
Interlibrary Loan (48)	101
Juvenile CD (54)	2,022
Juvenile Fiction (56)	22,080
Juvenile Non-Fiction (57)	26,464
Key (60)	15
Kit (61)	469
Music (69)	749
Periodical (73)	3,739
Reader (75)	5,288
Reference (78)	2,155
Toy (86)	40
Young Adult Audiobook (9..)	405
1 hour (99)	45
Portable Player (104)	484
DVD New (106)	41
Limited Use (107)	65
Databases (112)	9,299
Young Adult Fiction (115)	8,451
Young Adult Non-Fiction (..)	1,334
Graphic Novel (120)	4,420
Board Book (130)	1,597
Colorado (145)	27
Large Print Fiction (168)	8,619
Large Print Non-fiction (1..)	901
Non-circ Pop-up Book (171)	84
Photograph (180)	59
Young Adult DVD (182)	196
Young Adult Video (184)	37
Juvenile DVD (186)	9,908
E-book (188)	185
TV Series (217)	4,015
Braille (230)	34
Special Collection (235)	3,442
Juvenile Music CD (238)	818
<b>Grand Total</b>	<b>267,594</b>

## 5.20-5.21

### Transactions

#### Year of Transaction Gmt

2017

390,589

## 6.19-6.20

### Items Lent

Patron Home Library Code	Transaction Gmt	
	August	Septem..
Basalt	55	45
Buena Vista	35	18
CMC Edwards	5	1
CMC Glenwood	4	1
CMC Leadville	3	1
CMC Steamboat	2	2
Colorado Christian	1	
cu		1
Eagle	47	18
Eagle Avon	60	34
Eagle Gypsum	9	12
Englewood Public	98	59
Fort Lewis	3	1
Garfield Carbondale	66	54
Garfield Glenwood	85	45
Garfield New Castle	47	10
Garfield Parachute	38	17
Garfield Rifle	43	28
Garfield Silt	16	13
Grand Fraser	56	10
Grand Granby	26	27
Grand Hot Sulphur	4	6
Grand Juniper	11	4
Grand Kremmling	33	22
Gunnison		1

### Items Borrowed

Item Agency Code Num	Transaction Gmt	
	August	Septem..
Adams State	19	22
Basalt	56	29
CMC Glenwood	23	11
CMC Leadville	4	4
CMC Steamboat	16	9
Colorado Christian University	16	11
Eagle Valley	92	66
Gunnison Public	109	43
Colorado Mesa	39	19
Pitkin County	169	89
Wilkinson Public	79	43
Vail Public	54	32
Western State	19	12
Salida Regional	89	62
Grand County	87	52
Garfield County	264	150
Summit County	122	81
Mesa County	570	253
Steamboat Schools	16	15
Englewood Public	119	47
Rampart Library	41	23
Buena Vista Public	27	19
Pine River Public	20	12
<b>Grand Total</b>	<b>2,050</b>	<b>1,104</b>



# The Future?

- Ability to refresh stats on demand
- Password protected reports
- Other analytics
  - PC Res
  - Wifi usage
  - Door Counters
  - Google Analytics
- Embed in your Library's web site

# Questions?

